Math Fact Tea Party!

An Active Math Fact Game

Are we ready for a Tea Party? Let's have some fancy fun with this active math fact game!

"Teapots and teacups and math facts, oh my!"

2–20 Players Recommended

Supplies

- Printer
- Paper (cardstock will make sturdier cards)
- Scissors, paper cutter (optional)
- Tape

Game Printables

- Teapots
- Math Fact Cards
- Teacup tokens

Getting Ready

- Choose one or more **Math Fact Cards** sets to download: Addition, Subtraction, Multiplication. Print the set(s) of your choice, double-sided
- Cut the **Math Fact Cards**, **Teapots**, and **Teacup** tokens out on the dotted lines.
- Customize your set with blank **Teapots** number pages, blank **Math Facts Cards**, and an additional page of **Teacup** tokens.

Demme® LEARNING

demmelearning.com

REV0926

How to Play

The Goal

- Skip to the **Teapots** and collect **Teacup** tokens by answering math equations.
- Collect the most **Teacup** tokens to win and be the next **Party Host**!

Printable Materials Included:

- Directions



- **Teapot** numbers



- 3 sets of **Math Fact Cards** with correct answers in orange

  (Print what you need: Addition, Subtraction, Multiplication.)



- **Teacup** tokens (fancy cups to collect with each correct answer)

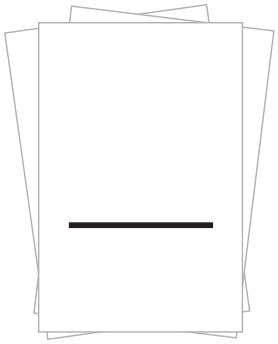

- Blank customizable **Teapot** numbers and **Math Facts Cards**

Game Setup

- **Print & cut out** your chosen Math Fact Cards (Addition, Subtraction, or Multiplication), Teapots, and Teacup tokens. (*Use blank cards or teapots to make your own problems!*)
- **Tape** Teapots around the room—at least 18 inches apart, in random order.
- **Shuffle** the Math Fact Cards.
- **Pick a Party Host** to read the math questions and hand out Teacup tokens.
- **All other Guests** start in the middle of the room.

© 2026 Demme Learning | REV0926

(Tea) Party Time!

1) The **Party Host** reads a **Math Facts Card**, without the answer, out loud.
2) **Guests** raise their hands to answer.
3) The **Party Host** chooses a **Guest** to answer.
4) The **Guest** that answers correctly:
   - says the entire equation *(Example: two plus four equals six)*
   - gets one **Teacup** token from the **Party Host**
   - skips over to touch the **Teapot** with that answer (but don't spill your tea!)
   - stays at the **Teapot**

When one **Guest** has collected 5 **Teacup** tokens:

5) They call out **"Party Host!"** and they get to be (or choose) the next **Party Host!**
6) The new **Party Host** collects all **Teacup** tokens.
7) Shuffle the **Math Facts Cards.**
8) All **Guest** players return to the center of the room.
9) Start a new round!

Instructor Notes

- The **Party Host** should try to call on **Guests** who haven't answered a question yet.
- Remind your **Guests** to say the *whole math equation and answer out loud* as they skip!
- You can adjust the number of **Teacups** needed to win based on how many students are playing.

What if . . .

. . . a Guest answers incorrectly?
That's ok, the **Party Host** can call on another **Guest** who has their hand raised. This is a great way to learn!

. . . there's already another Guest at the Teapot?
No problem! There's plenty of room at each **Teapot** for more **Guests**–just scoot over to make room for everyone.

. . . we run out of Math Fact Cards?
Shuffle them and keep playing!

. . . the Party Host wants a chance to be a regular Guest?
The instructor can be the **Party Host** so everyone can play!

. . . a round takes too long?
You can adjust the number of **Teacup** tokens needed to win so that the rounds end sooner.

. . . the questions are too simple/difficult for my students?
Print one of the other sets of **Math Facts Cards**. Addition, Subtraction and Multiplication cards are provided. There are even blank **Math Fact Cards** and blank **Teapots** for you to customize for your own students!

. . . I have a student or group of students who need practice with addition while another is ready for subtraction or multiplication?
That is the best part of this game! You can print any sets of **Math Facts Cards** and **Teapots** numbers that you need. Tape all of the **Teapots** on the walls (or remove the duplicates to save space). Keep each set of **Math Fact Cards** separate from the others. Each student (or group of students) would answer math problems from only one set of cards, while the other will use the second set of cards. You can print each set of cards on a different colored paper and call them the Yellow and Green group, for example, or the A and B group.

© 2026 Demme Learning | REV0926