
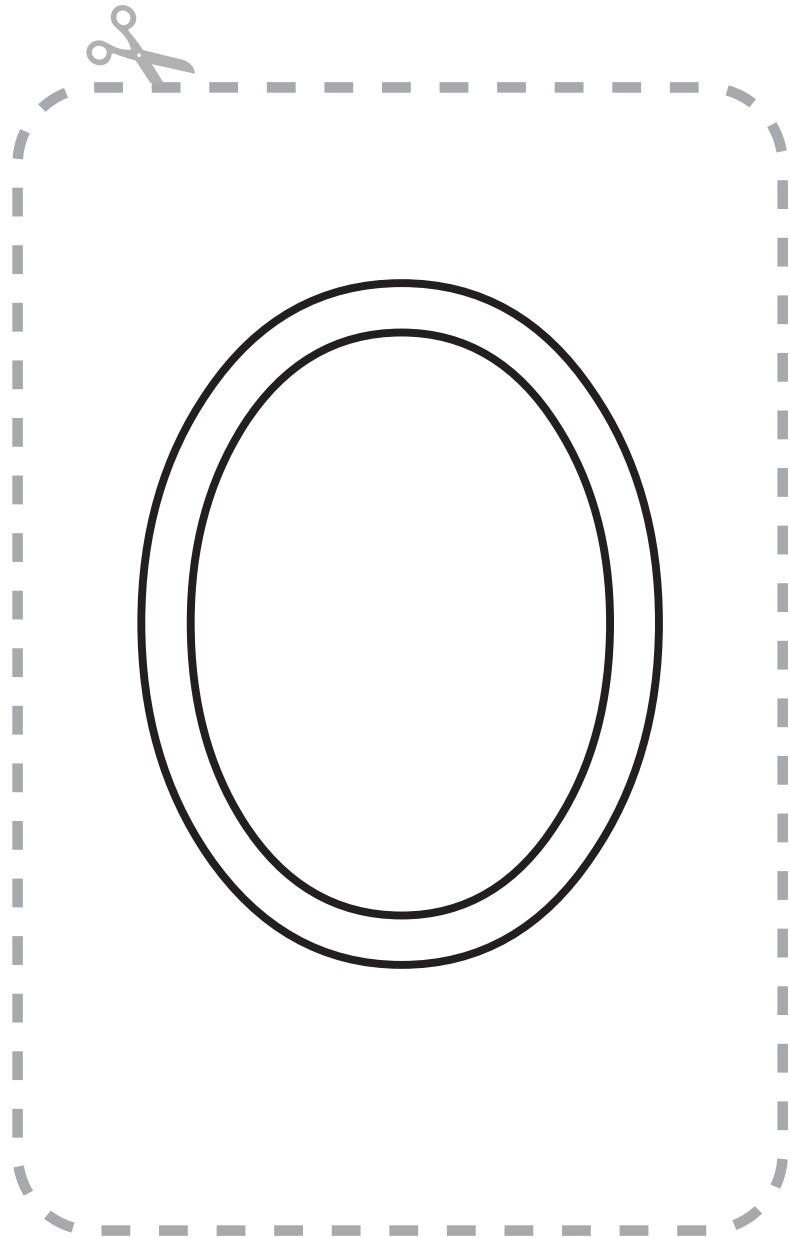


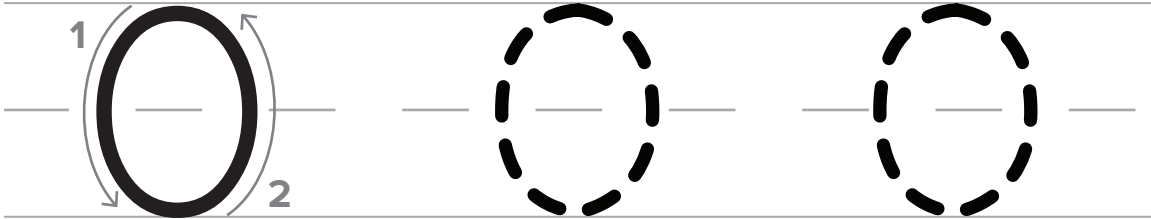

**Instructor Directions:** Print one Lucy per student. Color, cut, and tape to a straw, craft stick or paper bag.  
Use Lucy during lessons as a “math helper” puppet.





# Tracing Numbers

Use your finger to trace the number and follow the arrows. Then use a crayon or marker to trace these by yourself! Say the number as you trace it: "Start at the top. Go down and around, then back up to the top—0!"



Blank handwriting practice lines for tracing and writing the number 0. Each row consists of three horizontal lines (top, middle, bottom) with a dashed 0 in the first row for tracing, and empty space for independent writing in the subsequent rows.


3



4



5



# I can count 0 to 9!

---

NAME

---

DATE



6

7

9

8

